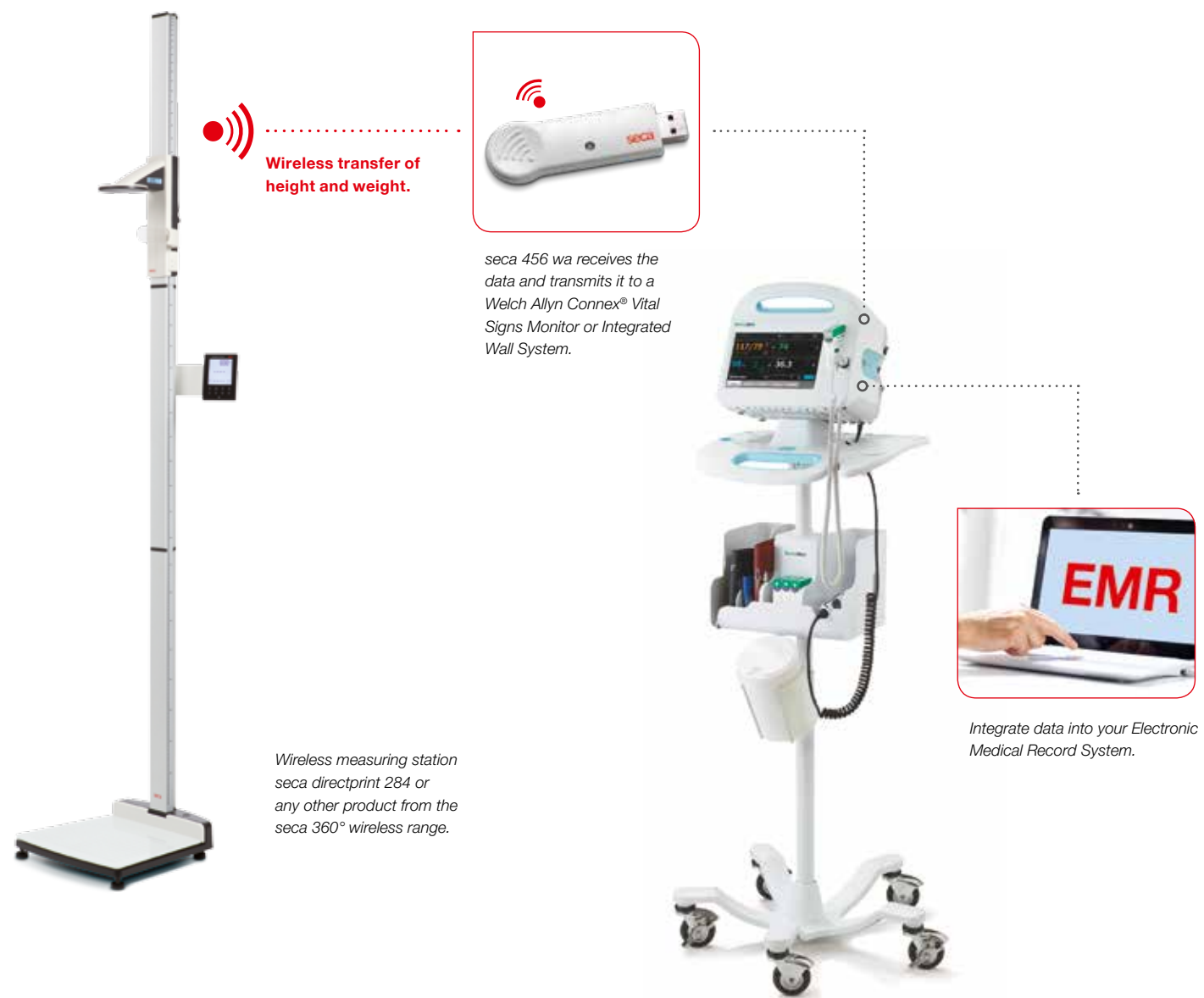


A winning combination –
for a compelling result.



Benefit from your unbeatable advantages:

- Speed
- Flexibility
- Simplicity
- Mobility
- Reliability
- Savings

For more information visit www.seca.com/winningduo or call +1 800 542 7322.

The winning duo –
No cables. No mistakes.



A powerful pair –

Greater flexibility, convenience and security.


Make your everyday clinical work more efficient with immediate data transfer of height and weight from seca measuring devices to Welch Allyn Connex® Vital Signs Monitor or Integrated Wall System. Work faster thanks to wireless communication of your patients' vital parameters. Enjoy the excellent reliability of automatic, error-free data saving, compatible with various EMR systems. And what makes the combination a true winner is the ease of use: just enter the license key, connect the devices and benefit from the seamless solution.




seca 456 wa

seca 360° wireless USB adapter for data reception on the Welch Allyn Connex® Vital Signs Monitor or Integrated Wall System

FREE seca 456 wa with any seca 360° wireless device!*



Welch Allyn Connex®
Vital Signs Monitor



Welch Allyn Connex®
Integrated Wall System

Your unbeatable advantages:

- **Speed**
Immediate transfer from the seca 456 wa to a Welch Allyn Connex® Vital Signs Monitor or Integrated Wall System.
- **Mobility**
Wireless connectivity without the hassle of cable connections.
- **Flexibility**
Simultaneous connection of up to four different seca 360° wireless products.
- **Reliability**
Eliminate manual entry errors with wireless transmission of measurements.
- **Simplicity**
Transfer weight, height and vitals into your EMR system at the point of care.
- **Savings**
No extra costs or integration kits needed.

*Purchase any seca 360° wireless device and receive a free seca 456 wa. Contact seca with proof of purchase to redeem seca 456 wa. Offer ends December 31, 2015. While supplies last. +1 800 542 7322, info.us@seca.com.

Impressively easy – install, enable and connect.

- Install Welch Allyn Service Tool on your PC.
- Activate seca device and install license code. (License provided by seca)
- Wirelessly pair seca 360° wireless device to seca 456 wa as shown below:



Simply connect the seca 456 wa USB adapter.



Fasten to the monitor.



Transmit the height and weight.



Combine patient vital signs plus height and weight.



Integrate into your Electronic Medical Record System.

All seca 360° wireless products communicate with the seca 456 wa.

A multitude of possibilities for successful measuring and weighing:

